










This is what your Skin Care Class Tray should look like when you bring a guest to our meetings for a Model Makeover

- Arrive 15 minutes early to set up Tray
- Please have all products dispensed on the tray
- Please bring a Camera for before and after pictures
- Please bring all supplies needed for the makeover
(mascara wands, mascara, look cards, cosmetic sponge, Q-tips, cotton balls, wash cloth, lip & eye demo pencils, see below for other items needed.)
- Please have tray set up on time so that we can start and end on time.
- Bring a Beautifully wrapped Mary Kay door prize (\$10 retail value)

Please NO TALKING during the presentation!

Please use this tray label for each guest...so she will know what & where each product is! Cut out & laminate this tray below , by laminating you can use over and over—..you will need about 6 of them!

<p>Bring a Color Look Card For Model</p>				
 Satin Lips Mask	 Satin Lips Balm	 Loose Powder	 Concealer	 Foundation
 TimeWise 3 n 1 Cleanser	 TimeWise Moisturizer	 TimeWise Eye Cream	 Night Solution	